

Cohen Middle School  
100 Robinwood Avenue  
Elmira Heights, NY 14903  
734-5078

Name: \_\_\_\_\_ Date: December 6, 2019 \_\_\_\_\_

**Math:**

- Computer Review games

**Social Studies:**

- Review for Egypt Test

**HW: Test Monday**

**ELA:**

Daily Warm Up  
Figurative Language Scavenger Hunt

**Science**

- FORCE NB #2 Pgs 1-3
- WORD BANK (4 words)

**Computer Apps/ Technology**



# Thinking About Figurative Language

I can tell what figurative language means in a story.

Name: \_\_\_\_\_ Date: \_\_\_\_\_

Title: \_\_\_\_\_ Author: \_\_\_\_\_

**Directions:** Writers use figurative language as a tool that helps add meaning to the story. Copy some figurative language and then tell what it means in the story.

Figurative Language:

Page #



What it Means in the Story:

\_\_\_\_\_  
\_\_\_\_\_

Figurative Language:

Page #




What it Means in the Story:

\_\_\_\_\_  
\_\_\_\_\_

Figurative Language:

Page #



What it Means in the Story:

\_\_\_\_\_  
\_\_\_\_\_

Figurative Language:

Page #




What it Means in the Story:

\_\_\_\_\_  
\_\_\_\_\_

Figurative Language:

Page #



What it Means in the Story:

\_\_\_\_\_  
\_\_\_\_\_


Figurative Language:

Page #

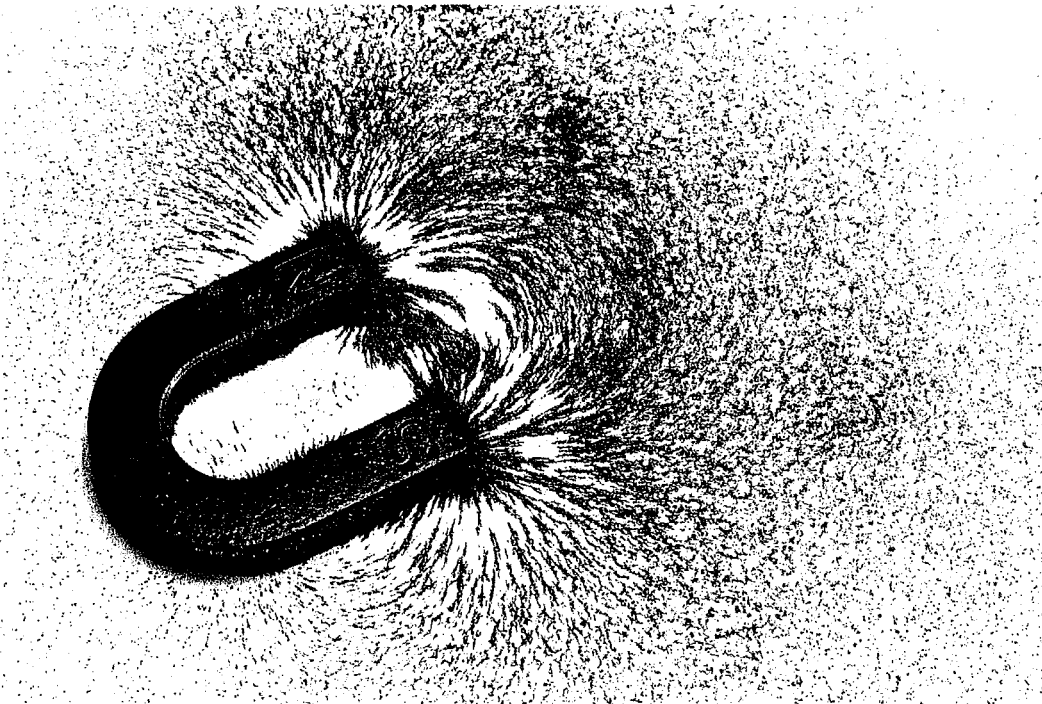


What it Means in the Story:

\_\_\_\_\_  
\_\_\_\_\_



# STEM Science Notebook



## Electromagnetic Force Investigation 2

**Big Question:** How can we describe magnetic force?

Name: \_\_\_\_\_

Period: \_\_\_\_\_ Team # \_\_\_\_\_

**Focus Question:** What happens when magnets interact?

What do you think?

---

---

---

What do you think now?

---

---

---


---

---

---

## **Chair Demonstration**

Model of chair, paper clip with string and magnet (with labels)



**What do you see?**

**What do you think?** (about how magnets interact)

After viewing Magnetism video (chapter 2), respond to the following:

*If you put something like a piece of cardboard between a magnet and an iron nail, the magnet still holds the nail in place, even though the magnet is not touching the nail.*

***Draw an image***

***Explain how this happens.***

---

---

---

---

---

---

---

---

---

---



Word Bank

***Attract: to pull toward each other***

---

***Repel: to push away from each other***

---

***Pole: the end of a magnet***

---

***Magnetic field: an area of magnetic influence around a magnet.***

---

---

---

